



***Congratulations on scoring an 8 ender and becoming part of the NOCA 8-Ender Club.***

In recognition of your 8-ender, the NOCA is pleased to provide you with 8-Ender Club vests (see attached sample sheet and sizing charts).

**Note: all team members must be members of a NOCA curling club.**

Please complete the following information and return to the office via email or fax:

email: [lesliekerr@curlnoc.ca](mailto:lesliekerr@curlnoc.ca)

Fax: 888-622-8884

Please send a picture of your 8-ender as well.

***8 Ender Information***

Club: \_\_\_\_\_

Date 8 ender scored: \_\_\_\_\_

League: \_\_\_\_\_

Team Name: \_\_\_\_\_

Skip: \_\_\_\_\_ Men  Women  Size: \_\_\_\_\_

Vice: \_\_\_\_\_ Men  Women  Size: \_\_\_\_\_

Second: \_\_\_\_\_ Men  Women  Size: \_\_\_\_\_

Lead: \_\_\_\_\_ Men  Women  Size: \_\_\_\_\_

Fifth/Coach: \_\_\_\_\_ Men  Women  Size: \_\_\_\_\_

***Contact information for team:***

Name: \_\_\_\_\_

Mailing Address: \_\_\_\_\_

\_\_\_\_\_

\_\_\_\_\_


Phone #: \_\_\_\_\_

Email: \_\_\_\_\_

# Coal Harbour®

# Product Smart Sheet

Tonal full length YKK zipper



Front zippered pockets

## Coal Harbour® Polar Fleece Vest - J740

### Product Features:


- 12.5-oz, 100% polyester fleece
- Anti-pill finish
- Tonal spandex binding around the armholes and hem
- Front zippered pockets
- All zippers are YKK

Adult sizes XS-4XL


### Corresponding styles:

- Ladies' Polar Fleece Vest - L740
- Adult & Ladies' Polar Fleece Jackets - J750/L750

### Fabric Detail:



### Fabric Features:



## Available Colours and PMS Colours

Textile fabric colours are subject to dye lot variation and will not be exact match to print pantone reference

Black	Coal Grey NEW!	Navy	True Red NEW!	True Royal NEW!
6C	Between Cool Grey 2965C 10C & 11C		200C	7687C



## Smart Uses:

Whether a victory on the sales floor, the field or the office, success has never looked so good.

- Tourism & Resort
- Corporate uniform
- Sports teams & events
- Coaches/athletes
- Donations/door prizes
- And much more!

## J740 - Coal Harbour® Polar Fleece Vest

### GARMENT MEASUREMENTS

Size	XS	S	M	L	XL	2XL	3XL	4XL
Chest - <i>Half Measure</i>	19"	20 1/2"	22"	23 1/2"	25"	26 1/2"	28"	29 1/2"
Chest - <i>Full Measure</i>	38"	41"	44"	47"	50"	53"	56"	59"
Body Length from CB	25 1/2"	26 1/2"	27 1/2"	28 1/2"	29 1/2"	30 1/2"	31 1/2"	32 1/2"

Finished measurements in inches. Refer to "How to Measure" guide for detailed information on measurement instructions.

### ADULT General Sizing Guide


Size	XS	S	M	L	XL	2XL	3XL	4XL
Chest	30"-32"	34"-36"	38"-40"	42"-44"	46"-48"	50"-52"	54"-55"	56"-57"
Waist	26"-29"	29"-32"	32"-35"	35"-38"	38"-41"	41"-44"	44"-47"	47"-50"
Sleeve Length-CB	31"-32"	32"-33 1/2"	34"-35"	35"-36"	36"-37"	37"-38"	38"-39"	38 1/2"-39"

Coal Harbour®

# Coal Harbour®

# Product Smart Sheet

Tonal full length YKK zipper



Princess seams with concealed zippered pockets

## Coal Harbour® Polar Fleece Ladies' Vest - L740

### Product Features:

- 12.5-oz, 100% polyester fleece
- Anti-pill finish
- Tonal spandex binding around the armholes and hem
- All zippers are YKK
- Princess seams with concealed zippered pockets

Ladies' sizes XS-4XL

### Corresponding styles:

- Adult Polar Fleece Vest - J740
- Adult & Ladies' Polar Fleece Jackets - J750/L750

### Fabric Detail:



### Fabric Features:



## Available Colours and PMS Colours

Textile fabric colours are subject to dye lot variation and will not be exact match to print pantone reference

Black	Coal Grey NEW!	Navy	True Red NEW!	True Royal NEW!
6C	Between Cool Grey 2965C 10C & 11C	2965C	200C	7687C



## Smart Uses:

Whether a victory on the sales floor, the field or the office, success has never looked so good.

- Tourism & Resort
- Corporate uniform
- Sports teams & events
- Coaches/athletes
- Donations/door prizes
- And much more!

**L740 - Coal Harbour® Ladies' Polar Fleece Vest**

**GARMENT MEASUREMENTS**

Finished Measurements in Inches

Size	XS	S	M	L	XL	2XL	3XL	4XL
Chest	18 1/2	19 1/2	20 1/2	22 1/2	24	25 1/4	26 1/2	29
CB Length	22 1/2	23 1/2	24 1/2	25 1/2	26 1/2	27	27 1/2	28 1/2

\* Chest is measured 1" down from the armhole (1/2 measurement). CB length is measured from the center of the back neck seam to the hem.

**WOMEN'S SIZING CHART**

	XS	S	M	L	XL	2XL	3XL	4XL
Numeric Size	2	4-6	8-10	12-14	16-18	20-22	24-26	28-30
Bust	32-34	35-36	37-38	39-41	42-44	45-47	48-51	52-55

**Bust:** Measure under your arms at the fullest part of your chest.